

ELECTRICAL DESIGN GROUP

ELECTRICAL BUILDING SERVICES CONSULTANTS

P.O. Box 15, SHERWOOD Q. 4075

Phone: (07) 3278 4375 Fax: (07) 3716 0222

Web Site: www.edg.net.au Email: brisbane@edg.net.au

C3648a - KALLANGUR TAVERN

C3648a-0002(D).xls


ELECTRICAL EQUIPMENT SCHEDULE

REVISION D - 13 MAY 2026

THE LIGHT FITTING SUPPLIER CONTACT DETAILS MAY BE AVAILABLE ON THE EDG WEBSITE VIA THE FOLLOWING LINK

www.edg.net.au/Links/Lighting.htm

TYPE	LAMPS	DESCRIPTION	COLOUR / ACCESSORY	CATALOGUE No	REV
S1	10W/M 3000K LED	IP67 LED FLEX SCREW FIXED RECESSED ONTO THE BAR FRONT PELMET AS PER THE ARCHITECTURAL DETAIL. PROVIDE THE STRIP WITH REMOTE DALI DIMMABLE POWER SUPPLIES AS REQUIRED LOCATE THE POWER SUPPLIES IN A CONCEALED ACCESSIBLE POSITION NOTED ON THE AS CONSTRUCTED DOCUMENTS. CONFIRM THE BEND PLANE (TOP OR SIDE) ON SITE WITH THE ARCHITECT.	WHITE	RAPID LED R2321 OR R2322 + POWER SUPPLY & DALI CONTROLLER	A
S2	14.4W/M 3000K LED	LED STRIP WITHIN A SCREW FIXED EXTRUSION C/W DIFFUSER WITHIN THE REAR BAR JOINERY. MOUNT AS PER THE ARCHITECTURAL DETAIL. PROVIDE THE STRIP WITH REMOTE DALI DIMMABLE POWER SUPPLIES AS REQUIRED LOCATE THE POWER SUPPLIES IN A CONCEALED ACCESSIBLE POSITION NOTED ON THE AS CONSTRUCTED DOCUMENTS.	NATURAL	RAPID LED R2334 PLUS ALUMINIUM EXTRUSION AND POWER SUPPLY & DALI CONTROLLER	A
S3	14.4W/M 3000K LED	LED STRIP WITHIN A SCREW FIXED EXTRUSION C/W DIFFUSER WITHIN THE SUSPENDED BAR BULKHEAD. MOUNT AS PER THE ARCHITECTURAL DETAIL. PROVIDE THE STRIP WITH REMOTE DALI DIMMABLE POWER SUPPLIES AS REQUIRED LOCATE THE POWER SUPPLIES IN A CONCEALED ACCESSIBLE POSITION NOTED ON THE AS CONSTRUCTED DOCUMENTS.	NATURAL	RAPID LED R2334 PLUS ALUMINIUM EXTRUSION AND POWER SUPPLY & DALI CONTROLLER	A
S4	14.4W/M 3000K LED	LED STRIP WITHIN A SCREW FIXED EXTRUSION C/W DIFFUSER BEHIND ALL FOUR SIDES OF THE WALL MOUNTED SIGN. MOUNT AS PER THE ARCHITECTURAL DETAIL. PROVIDE THE STRIP WITH REMOTE DALI DIMMABLE POWER SUPPLIES AS REQUIRED LOCATE THE POWER SUPPLIES IN A CONCEALED ACCESSIBLE POSITION NOTED ON THE AS CONSTRUCTED DOCUMENTS.	NATURAL	RAPID LED R2334 PLUS ALUMINIUM EXTRUSION AND POWER SUPPLY & DALI CONTROLLER	A
S5	10W/M 3000K LED	IP67 LED FLEX SCREW FIXED IN THE CEILING COFFER AS PER THE ARCHITECTURAL DETAIL. PROVIDE THE STRIP WITH REMOTE DALI DIMMABLE POWER SUPPLIES AS REQUIRED LOCATE THE POWER SUPPLIES IN A CONCEALED ACCESSIBLE POSITION NOTED ON THE AS CONSTRUCTED DOCUMENTS. CONFIRM THE BEND PLANE (TOP OR SIDE) ON SITE WITH THE ARCHITECT.	WHITE	RAPID LED R2321 OR R2322 + POWER SUPPLY & DALI CONTROLLER	A



ELECTRICAL DESIGN GROUP


ELECTRICAL BUILDING SERVICES CONSULTANTS

P.O. Box 15, SHERWOOD Q. 4075

Phone: (07) 3278 4375 Fax: (07) 3716 0222

Web Site: www.edg.net.au Email: brisbane@edg.net.au

C3648a - KALLANGUR TAVERN		C3648a-0002(D).xls			
ELECTRICAL EQUIPMENT SCHEDULE					
REVISION D - 13 MAY 2026					
THE LIGHT FITTING SUPPLIER CONTACT DETAILS MAY BE AVAILABLE ON THE EDG WEBSITE VIA THE FOLLOWING LINK www.edg.net.au/Links/Lighting.htm					
TYPE	LAMPS	DESCRIPTION	COLOUR / ACCESSORY	CATALOGUE No	REV
S6	14.4W/M 3000K LED	LED STRIP WITHIN A SCREW FIXED EXTRUSION C/W DIFFUSER WITHIN THE CEILING COFFER AS PER THE ARCHITECTURAL DETAIL. PROVIDE THE STRIP WITH REMOTE DALI DIMMABLE POWER SUPPLIES AS REQUIRED LOCATE THE POWER SUPPLIES IN A CONCEALED ACCESSIBLE POSITION NOTED ON THE AS CONSTRUCTED DOCUMENTS.	NATURAL	RAPID LED R2334 PLUS ALUMINIUM EXTRUSION AND POWER SUPPLY & DALI CONTROLLER	A
S7	14.4W/M 3000K LED	LED STRIP WITHIN A SCREW FIXED EXTRUSION C/W DIFFUSER WITHIN THE CEILING COFFER AS PER THE ARCHITECTURAL DETAIL. PROVIDE THE STRIP WITH REMOTE DALI DIMMABLE POWER SUPPLIES AS REQUIRED LOCATE THE POWER SUPPLIES IN A CONCEALED ACCESSIBLE POSITION NOTED ON THE AS CONSTRUCTED DOCUMENTS.	NATURAL	RAPID LED R2334 PLUS ALUMINIUM EXTRUSION AND POWER SUPPLY & DALI CONTROLLER	A
S8	14W/M 3000K LED	LED STRIP WITHIN A SCREW FIXED EXTRUSION C/W DIFFUSER WITHIN THE CEILING COFFER AS PER THE ARCHITECTURAL DETAIL. PROVIDE THE STRIP WITH REMOTE DALI DIMMABLE POWER SUPPLIES AS REQUIRED LOCATE THE POWER SUPPLIES IN A CONCEALED ACCESSIBLE POSITION NOTED ON THE AS CONSTRUCTED DOCUMENTS.	WHITE	RAPID LED R2334 AND POWER SUPPLY & DALI CONTROLLER	A
S9	14.4W/M 3000K LED	LED STRIP WITHIN A SCREW FIXED EXTRUSION C/W DIFFUSER WITHIN THE CEILING COFFER AS PER THE ARCHITECTURAL DETAIL. PROVIDE THE STRIP WITH REMOTE DALI DIMMABLE POWER SUPPLIES AS REQUIRED LOCATE THE POWER SUPPLIES IN A CONCEALED ACCESSIBLE POSITION NOTED ON THE AS CONSTRUCTED DOCUMENTS.	NATURAL	RAPID LED R2334 PLUS ALUMINIUM EXTRUSION AND POWER SUPPLY & DALI CONTROLLER	A
S10	14.4W/M 3000K LED	LED STRIP WITHIN A SCREW FIXED EXTRUSION C/W DIFFUSER WITHIN THE CURTAIN PELMET AS PER THE ARCHITECTURAL DETAIL. PROVIDE THE STRIP WITH REMOTE DALI DIMMABLE POWER SUPPLIES AS REQUIRED LOCATE THE POWER SUPPLIES IN A CONCEALED ACCESSIBLE POSITION NOTED ON THE AS CONSTRUCTED DOCUMENTS.	NATURAL	RAPID LED R2334 PLUS ALUMINIUM EXTRUSION AND POWER SUPPLY & DALI CONTROLLER	B
L1	2 X TRAILING EDGE DIMMABLE 240 VOLT 2700K 150LUMEN +/-20% G9 LED	TWO DECORATIVE WALL LIGHTS MOUNTED ONE ABOVE THE OTHER AS PER THE ARCHITECTURAL DETAILS	OLD BRASS	2 X NOOK COLLECTIONS ORB SUR WALL LIGHT	A



ELECTRICAL DESIGN GROUP


ELECTRICAL BUILDING SERVICES CONSULTANTS

P.O. Box 15, SHERWOOD Q. 4075

Phone: (07) 3278 4375 Fax: (07) 3716 0222

Web Site: www.edg.net.au Email: brisbane@edg.net.au

C3648a - KALLANGUR TAVERN		C3648a-0002(D).xls			
ELECTRICAL EQUIPMENT SCHEDULE					
REVISION D - 13 MAY 2026					
THE LIGHT FITTING SUPPLIER CONTACT DETAILS MAY BE AVAILABLE ON THE EDG WEBSITE VIA THE FOLLOWING LINK www.edg.net.au/Links/Lighting.htm					
TYPE	LAMPS	DESCRIPTION	COLOUR / ACCESSORY	CATALOGUE No	REV
L2	TRAILING EDGE DIMMABLE 240 VOLT 2700K E27 LED 250 LUMENS +/- 20% 15,000 HOUR LIFE LAMP	DECORATIVE PENDANT. CONFIRM THE SUSPENSION HEIGHT ONSITE WITH THE ARCHITECT	NA	LOLIDAY KOHAKU BLOOM PENDANT 400 DIA	A
L3	2 X TRAILING EDGE DIMMABLE 240 VOLT 2700K E27 OPAL FROSTED LED 250 LUMENS +/- 20% 15,000 HOUR LIFE LAMP	DECORATIVE WALL LIGHT MOUNTED AS PER THE ARCHITECTURAL DETAILS	BRASS	LOLIDAY LD H30 GLASS UP DOWN SCONCE	D
L4	3 X TRAILING EDGE DIMMABLE 240 VOLT 2700K E14 LED 200 LUMENS +/- 20% 15,000 HOUR LIFE LAMP	THREE LAMP DECORATIVE PENDANT. CONFIRM THE SUSPENSION HEIGHT ONSITE WITH THE ARCHITECT	BRASS	NOOK COLLECTIONS LILLY PENDANT LIGHT	A
L5	2 X TRAILING EDGE DIMMABLE 240 VOLT 2700K GU10 LED 250 LUMENS +/- 20% 15,000 HOUR LIFE LAMP	DECORATIVE UP / DOWN WALL LIGHT MOUNTED AS PER THE ARCHITECTURAL DETAILS	BRASS	NORDLUX CANTO MAXI 2 49721035	A
L6	TRAILING EDGE DIMMABLE 240 VOLT 2700K 150LUMEN +/-20% G9 LED	DECORATIVE WALL LIGHT MOUNTED AS PER THE ARCHITECTURAL DETAILS	BRUSHED BRASS	NORDLUX FURIKO 2320241035	A
L7	TRAILING EDGE DIMMABLE 240 VOLT 2700K A60 150 LUMEN +/- 20% B22 LED	DECORATIVE PENDANT. CONFIRM THE SUSPENSION HEIGHT ONSITE WITH THE ARCHITECT	WHITE SHADE BLACK DROPPER	FAT SHACK VINTAGE SKU P758-BLK-SML- WHT	A
L8	5W 3000K LED	RECESSED UP LIGHT WITH THE QUANTITY PER GROUP AS NOTED. PROVIDE EACH GROUP OF L8 FITTINGS WITH A REMOTE COMMON DALI DIMMABLE DRIVER. LOCATE DRIVER /POWER SUPPLY IN A CONCEALED ACCESSIBLE POSITION NOTED ON THE AS CONSTRUCTED DOCUMENTS.	BLACK	RAPID LED ACE-5 R6105	C
L9	6W 3000K LED	GARDEN ELV SPIKE DOWNLIGHT LIGHT. PROVIDE EACH GROUP OF L9 FITTINGS WITH A REMOTE COMMON DALI DIMMABLE DRIVER. LOCATE DRIVER /POWER SUPPLY IN A CONCEALED ACCESSIBLE POSITION NOTED ON THE AS CONSTRUCTED DOCUMENTS.	BLACK	INDUSTRIALIGHT LCS206 24VDC DALI	C
L10	15W 3000K LED	REPLACE THE EXISTING FITTING WITH A RECESSED DOWNLIGHT C/W 24 DEG BEAM REMOTE DALI DIMMABLE DRIVER	WHITE	RAPID R1077-WH- 15W-WW-DALI	B



ELECTRICAL DESIGN GROUP


ELECTRICAL BUILDING SERVICES CONSULTANTS

P.O. Box 15, SHERWOOD Q. 4075

Phone: (07) 3278 4375 Fax: (07) 3716 0222

Web Site: www.edg.net.au Email: brisbane@edg.net.au

C3648a - KALLANGUR TAVERN		C3648a-0002(D).xls			
ELECTRICAL EQUIPMENT SCHEDULE					
REVISION D - 13 MAY 2026					
THE LIGHT FITTING SUPPLIER CONTACT DETAILS MAY BE AVAILABLE ON THE EDG WEBSITE VIA THE FOLLOWING LINK www.edg.net.au/Links/Lighting.htm					
TYPE	LAMPS	DESCRIPTION	COLOUR / ACCESSORY	CATALOGUE No	REV
L11	TRAILING EDGE DIMMABLE 240 VOLT 2700K 150 LUMEN +/- 20% G9 LED	DECORATIVE PENDANT. CONFIRM THE SUSPENSION HEIGHT ONSITE WITH THE ARCHITECT	NA	FAT SHACK VINTAGE SKU P1288-WHT-SML	A
L12	1200 LONG 4000K IP66 LED SURFACE MOUNTED BATTEN C/W INTEGRAL DRIVER.				A
L13	NEW RECESSED DOWNLIGHT TO MATCH THE EXISTING ADJACENT L10 FITTING.				A
L14	12W 3000K LED	RECESSED DOWNLIGHT C/W 24 DEG BEAM REMOTE DALI DIMMABLE DRIVER	BLACK	RAPID R1077-WH-12W-WW-DALI BLACK	B
L15	12W 3000K LED	RECESSED DOWNLIGHT C/W 24 DEG BEAM REMOTE DALI DIMMABLE DRIVER	WHITE	RAPID R1077-WH-12W-WW-DALI	A
L16	12W 3000K LED	RECESSED DOWNLIGHT C/W 24 DEG BEAM REMOTE DALI DIMMABLE DRIVER	BLACK	RAPID R1077-WH-12W-WW-DALI BLACK	B
L17	12W 3000K LED	RECESSED ADJUSTABLE DOWNLIGHT C/W 24 DEG BEAM REMOTE DALI DIMMABLE DRIVER	BLACK	RAPID R1074-WH-12W-WW-DALI BLACK	B
L18	12W 3000K LED	RECESSED DOWNLIGHT C/W 24 DEG BEAM REMOTE DALI DIMMABLE DRIVER	WHITE	RAPID R1077-WH-12W-WW-DALI	A
L19	2 X TRAILING EDGE DIMMABLE 240 VOLT 2700K 150 LUMEN +/- 20% G9 LED	TWO DECORATIVE WALL LIGHTS MOUNTED ONE ABOVE THE OTHER AS PER THE ARCHITECTURAL DETAILS	NA	FAT SHACK VINTAGE SKU W1077-WHT-SML	C
L20	15W 3000K LED	SURFACE MOUNTED ADJUSTABLE 36 DEG SPOT LIGHT C/W REMOTE DALI DIMMABLE DRIVER IT IS ACCEPTABLE TO SUPPLY MULTIPLE FITTINGS FROM A SUITABLY SIZED DRIVE. LOCATE THE POWER SUPPLIES / DRIVERS IN A CONCEALED ACCESSIBLE POSITION NOTED ON THE AS CONSTRUCTED DOCUMENTS.	BRUSHED STAINLESS STEEL	EQUAL TO SUPERLIGHT SL3242 316	B
G1	GAMING BASE KICK LED STRIP LIGHTS TO BE PROVIDED AS PART OF THE GAMING BASE AND CONNECTED BY THE GAMING ELECTRICIAN.				A



ELECTRICAL DESIGN GROUP


ELECTRICAL BUILDING SERVICES CONSULTANTS

P.O. Box 15, SHERWOOD Q. 4075

Phone: (07) 3278 4375 Fax: (07) 3716 0222

Web Site: www.edg.net.au Email: brisbane@edg.net.au

C3648a - KALLANGUR TAVERN		C3648a-0002(D).xls			
ELECTRICAL EQUIPMENT SCHEDULE					
REVISION D - 13 MAY 2026					
THE LIGHT FITTING SUPPLIER CONTACT DETAILS MAY BE AVAILABLE ON THE EDG WEBSITE VIA THE FOLLOWING LINK www.edg.net.au/Links/Lighting.htm					
TYPE	LAMPS	DESCRIPTION	COLOUR / ACCESSORY	CATALOGUE No	REV
B1	2200K LED	TREE BUD LIGHTS. DALI DIMMABLE. ALLOW A PC SUM FOR THE SUPPLY AND INSTALLATION OF EACH B1 LOCATION. LOCATE THE POWER SUPPLIES / DRIVERS IN A CONCEALED ACCESSIBLE POSITION NOTED ON THE AS CONSTRUCTED DOCUMENTS.	BLACK	ALLOW A PC SUM OF \$10,000.00 PLUS GST FOR THE SUPPLY OF EACH B1 LOCATION	B
E1	LED	EMERGENCY LIGHT: RECESSED NON-MAINTAINED EMERGENCY LIGHT. AS2293 CLASSIFICATION C0-D40 - C90-D40.	WHITE	CLEVERTRONICS LLIFE	A
E2	EXISTING EMERGENCY LIGHT TO BE RETAINED AND RESUPPLIED FROM THE NE DB-L TEST FACILITY				A
E3	EXISTING EMERGENCY EXIT LIGHT TO BE RETAINED AND RESUPPLIED FROM THE NE DB-L TEST FACILITY				A
E4	LED	EMERGENCY LIGHT: RECESSED NON-MAINTAINED EMERGENCY LIGHT. AS2293 CLASSIFICATION C0-D40 - C90-D40.	BLACK	CLEVERTRONICS LLIFE-BK	B
EX	LED	EXIT LIGHT: MAINTAINED 24M VIEWING DISTANCE EXIT LIGHT C/W DIFFUSERS & DIRECTIONAL ARROWS AS SHOWN. CEILING SURFACE MOUNT OR WALL MOUNT BETWEEN 2100mm & 2700mm AFFL IF THERE IS NO VERTICAL SURFACE TO MOUNT THE FITTING ON WITHIN THIS RANGE CONFIRM THE MOUNTING HEIGHT WITH THE ENGINEER. AS2293 CLASSIFICATION C0-D1.25- C90-D2	WHITE	CLEVERTRONICS LUBPRO-SM	B
HRE	EXISTING HEATER AND ITS ASSOCIATED CONTROL TO BE RETAINED				B
CHANNEL x	CONTROL CHANNEL WITH A NUMERICAL REFERENCE. REFER TO THE POWER AND LIGHTING CONTROL SCHEMATIC / SCHEDULE				A
LIGHTING CONTROL SWITCH PANEL (SPx)	6-BUTTON PROGRAMMABLE SWITCH PANEL C/W CENTRAL LCD DISPLAY MOUNTED AT 1000mm AFFL UNLESS NOTED OTHERWISE.		ALUMINIUM	DYNALITE ANTUMBRA DISPLAY	A
ONE-WAY LIGHT SWITCH	ONE-WAY LIGHT SWITCH C/W CIRCUIT IDENTIFICATION ON THE FACEPLATE BEHIND THE SURROUND MOUNTED AT 1100mm AFFL UNLESS NOTED OTHERWISE.		WHITE	CLIPSAL C2000 SERIES 30USM	A
SINGLE POWER OUTLET	SINGLE POWER OUTLET C/W CIRCUIT IDENTIFICATION ON THE FACEPLATE BEHIND THE SURROUND MOUNT AT 300mm AFFL U.N.O. RATING 10A U.N.O.		WHITE UNLESS NOTED AS BLACK (BK)	CLIPSAL C2000 SERIES	A
AUTO DOOR SINGLE POWER OUTLET (AD)	SINGLE POWER OUTLET C/W CIRCUIT IDENTIFICATION LOCATED CONCEALED WITHIN THE AUTO DOOR HEAD MULLION RATING 10A U.N.O.		WHITE	CLIPSAL C2000 SERIES	A



ELECTRICAL DESIGN GROUP

ELECTRICAL BUILDING SERVICES CONSULTANTS

P.O. Box 15, SHERWOOD Q. 4075

Phone: (07) 3278 4375 Fax: (07) 3716 0222

Web Site: www.edg.net.au Email: brisbane@edg.net.au

C3648a - KALLANGUR TAVERN		C3648a-0002(D).xls			
ELECTRICAL EQUIPMENT SCHEDULE					
REVISION D - 13 MAY 2026					
THE LIGHT FITTING SUPPLIER CONTACT DETAILS MAY BE AVAILABLE ON THE EDG WEBSITE VIA THE FOLLOWING LINK www.edg.net.au/Links/Lighting.htm					
TYPE	LAMPS	DESCRIPTION	COLOUR / ACCESSORY	CATALOGUE No	REV
DOUBLE POWER OUTLET		DOUBLE POWER OUTLET C/W CIRCUIT IDENTIFICATION ON THE FACEPLATE BEHIND THE SURROUND MOUNT AT 300mm AFFL U.N.O. RATING 10A U.N.O.	WHITE UNLESS NOTED AS BLACK (BK)	CLIPSAL C2000 SERIES	A
GAMING TAB OUTLET		GAMING / TAB OUTLETS PROVIDED BY THE GAMING ELECTRICIAN. REFER TO THE NOTES FOR ADDITIONAL DETAILS ON THE SCOPE.			A
SIGN CONNECTION		COORDINATE THE LOCATION AND CONNECTION WITH THE SIGN CONTRACTOR ENSURING THE CONNECTION ARE PROVIDED WITH APPROPRIATE WEATHER PROTECTION AND ARE CONCEALED FROM VIEW.			A
SINGLE-PHASE ISOLATOR		SINGLE-PHASE WEATHERPROOF ISOLATOR. MOUNT AT 1350mm AFFL U.N.O. RATING 20A U.N.O. CONNECT TO EQUIPMENT VIA FLEXIBLE CONDUIT.	-	CLIPSAL WHT20	A
DB-G		EXISTING DISTRIBUTION BOARD DB-G TO REMAIN TO BE USED BY THE GAMING ELECTRICIAN. ANY EXISTING NON GAMING ELECTRICIAN CIRCUITS THAT REMAIN ARE TO BE RELOCATED TO DB-L AND BE SUPPLIED WITH NEW SWITCHGEAR AND CONTROLS THAT MATCHES THE EXISTING IN CAPACITY AND FUNCTION. ALL EXISTING CIRCUITS THAT BECOME REDUNDANT DUE TO THE WORKS ARE TO BE REMOVED.			A
DB-L		PROVIDE A NEW DISTRIBUTION BOARD DB-L AS PER THE DB-L SCHEDULE AND NOTES.			A
DB-C		EXISTING DISTRIBUTION BOARD DB-1 TO REMAIN. ANY EXISTING CIRCUITS THAT BECOME REDUNDANT DUE TO THE WORKS ARE TO BE REMOVED.			A
DB-TAB		EXISTING DISTRIBUTION BOARD DB-TAB TO REMAIN. ANY EXISTING CIRCUITS THAT BECOME REDUNDANT DUE TO THE WORKS ARE TO BE REMOVED.			A
DB-TAB - P1		AS PART OF THE ELECTRICAL WORKS PROVIDE CIRCUIT DB-TAB - P1 AS A NEW 2.5MM TPS CIRCUIT SUPPLIED FROM DB-TAB PROTECTED BY A 20AMP RCBO.			b
FIP		EXISTING FIRE INDICATOR PANEL			A
AUTO DOOR INTERFACE		INTERFACE THE FIRE ALARM SYSTEM INTO THE AUTO DOOR TO UNLOCK UPON ALARM			
MANUAL CALL POINT		EXISTING FIRE ALARM MANUAL CALL POINT TO BE RETAINED.			A